

THE MAX OPPORTUNITY

MAX INTERNATIONAL COMPENSATION PLAN



THE GLUTATHIONE COMPANY™

Copyright © 2017 Max International, LLC and/or
its affiliated companies. All rights reserved.

JUNE 1ST, 2017

OUR MISSION:

To empower people to build a legacy of significant change in their lives and the lives of others.

OUR VISION:

As the global leader in glutathione-enhancing products we provide the life changing benefits of our patented, science based products to the world.

OUR VALUES:

- **Our values are based on an uncompromising commitment to integrity.**
- **We provide only the highest quality scientifically-based health and beauty products.**
- **Our success is dependent upon effective partnering.**
- **We believe in the positive impact of entrepreneurship and strive to open its doors to as many people as possible worldwide.**
- **We recognize, celebrate and reward the successes and achievements of our Max family.**
- **We value long-term strategies, not short term schemes.**
- **We value our social responsibility.**
- **We embrace our corporate responsibility to:**
 - **Create products that improve the standard of health**
 - **Generate income opportunities for our partners**
 - **Support philanthropic activities**
- **All of our actions seek to improve belief and trust in all of our relationships.**

ONE DREAM, ONE VISION, ONE TEAM, ONE MISSION

TABLE OF CONTENTS

GETTING STARTED	4	ADVANCING IN RANK	17
BUSINESS STRATEGY	5	MATCHING CHECK BONUS	18
WHAT IS VOLUME?	6	MATCHING CHECK TIERS	19
QUALIFYING FOR COMMISSIONS	7	MATCHING CHECK TIER 3	20
		MAX LIVING BONUS	21
CUSTOMER INCOME	8	NEW BUSINESS CENTER	22
RETAIL CUSTOMER INCOME	8		
PREFERRED CUSTOMER INCOME	9	REFERENCE MATERIAL	23
		FAQS	23
ENROLLMENT TREE	10	GLOSSARY	24
FAST START INCOME	11	PRIME BONUS RULES	25
PRIME BONUS	12		
BINARY TREE	13		
BINARY INCOME	14		
GLOBAL BONUS POOL	15		
YOUR BINARY TREE IN ACTION	16		

GETTING **STARTED**

Congratulations on your decision to become a part of the Max family.

Owning a business is one of the most fulfilling engagements that you will ever experience. It is our commitment to provide you the best product offering and business service to help your business succeed.

When you partner with Max International - The Glutathione Company™, you unlock a rare opportunity to represent our exclusive and patented RiboCeine™ technology. RiboCeine is one of the most meaningful nutritional discoveries of our time. Furthermore, you will have the opportunity to develop a residual income stream that creates meaningful income, new relationships, and new discoveries. We look forward to recognizing, celebrating and rewarding your success and achievements as part of our Max family!

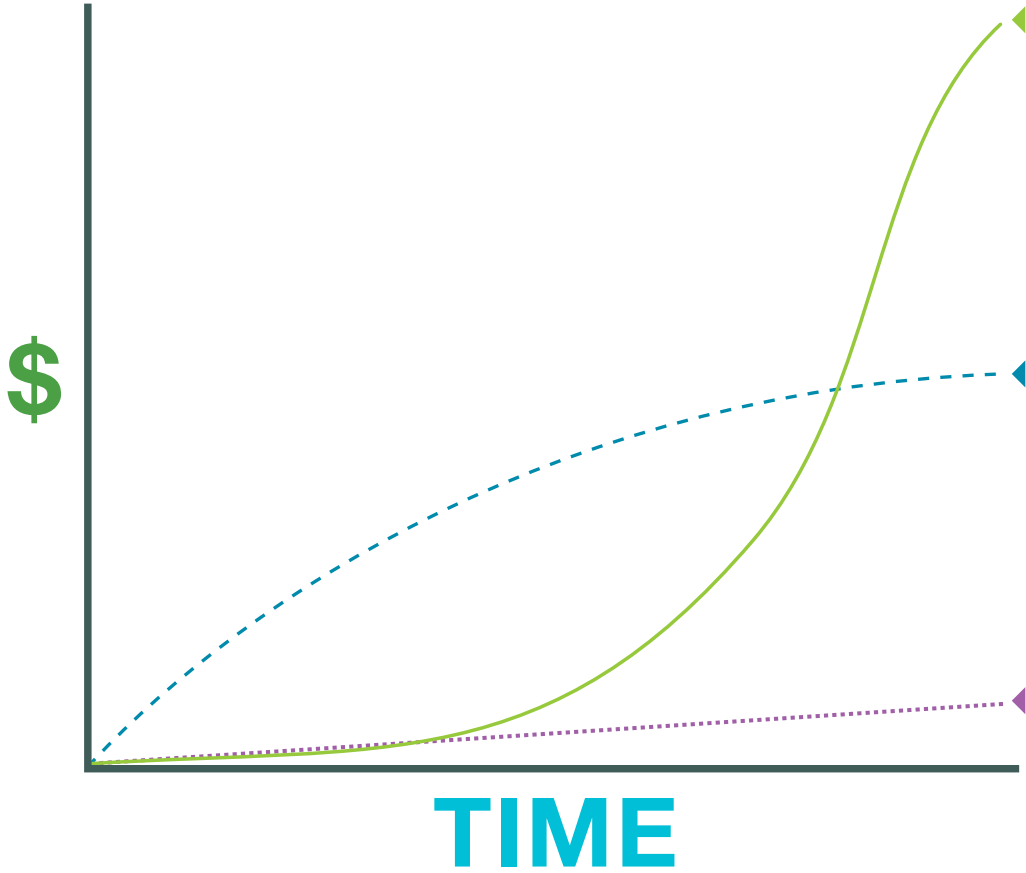
Max has created a compensation plan that rewards behaviors that are in alignment with the Max Vision, Mission and Values, such as:

- **New business growth**
- **Developing leadership**
- **Creating teamwork**
- **Duplicating your success**

The details of our compensation plan in this overview show how the Max Compensation Plan makes it possible for you to become a successful, independent entrepreneur.

BUSINESS STRATEGY

The Max Compensation Plan is comprised of three primary sections that work in unison and rewards you as you build your business. This plan is designed to pay as you begin, as you grow, and as you mature your business. Each of the three sections contain complementary financial rewards. Together this creates a simple, rewarding plan that can provide you with multiple streams of income while growing your Max business.



RESIDUAL INCOME

The best businesses are built upon a solid foundation. In the Max Compensation Plan, Residual Income provides the strongest base for your future success. Over time Residual Income may become your greatest asset.

- Binary Income
- Max Living Bonus
- Matching Check Bonus

BRIDGE INCOME

Bridge Income represents higher income levels that help “bridge” the gap between getting started and building a significant Residual Income.

- Fast Start Income
- Global Bonus Pool
- Prime Bonus




CUSTOMER INCOME

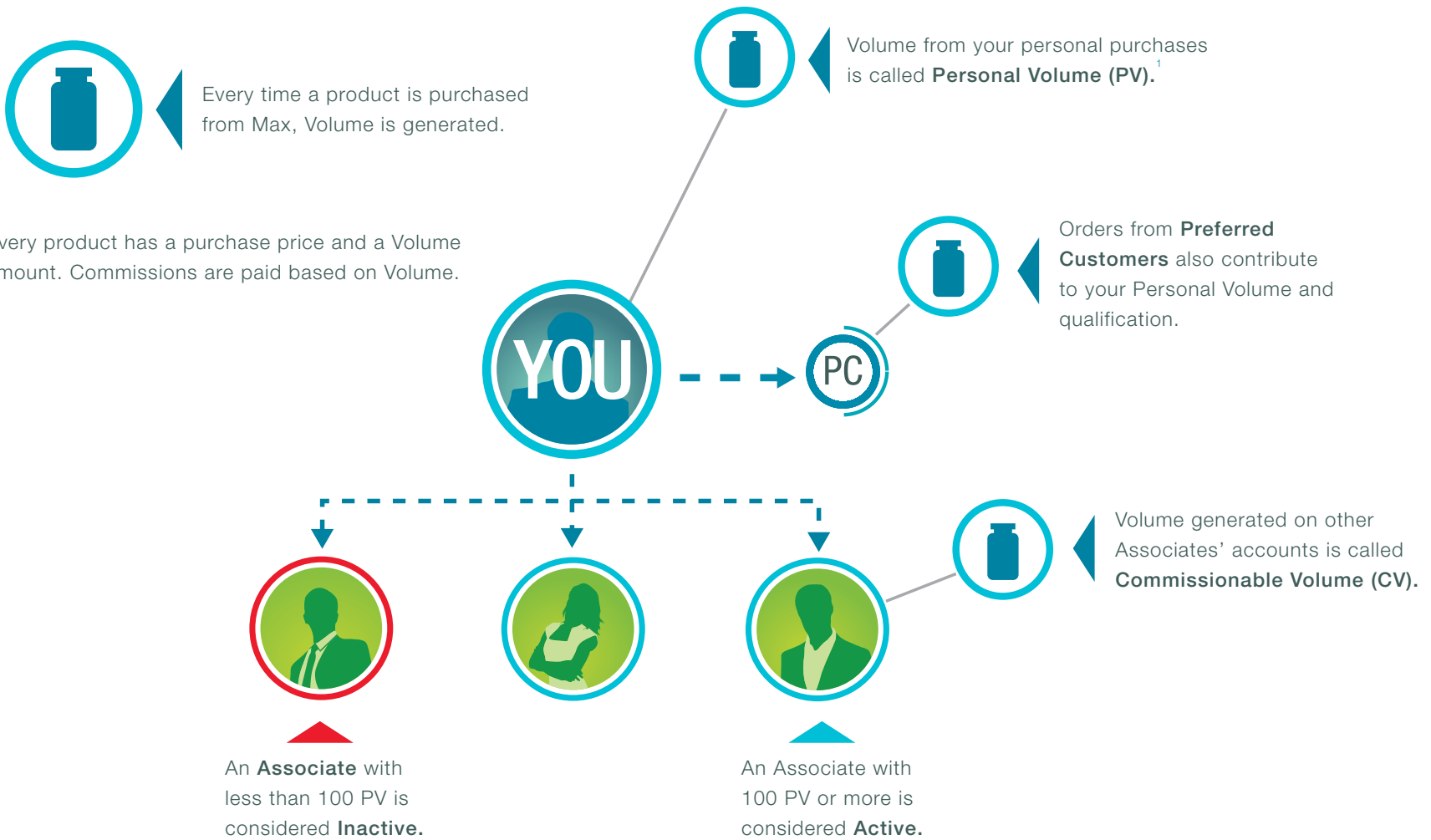
Customer Income provides you with more immediate returns whenever you share Max’s products directly with customers. Having Preferred Customers helps you build and meet Personal Volume (PV) qualifications.

- Retail Customer Income
- Preferred Customer Income

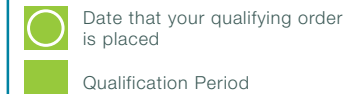
WHAT IS VOLUME?

Volume is the common international currency attached to every Max product. When product is purchased from Max, Volume is generated. Qualification and commissions¹ are directly related to Volume.

	Product purchase
	Indicates an Active Associate
	Indicates an Inactive Associate



¹ Commissions are based on CV points of products purchased from Max and the current exchange rate multiplier.



QUALIFYING FOR COMMISSIONS

Your **Business Center** must meet a Personal Volume (PV) requirement for both Weekly and Monthly Commissions.

MONTHLY COMMISSIONS

PERSONAL VOLUME REQUIREMENTS

Generate **100 PV** from any source¹ any time during a calendar month and you will be eligible to earn Monthly Commissions for that month.²

- Binary Income
- Matching Check Bonus
- Global Bonus Pool
- Max Living Bonus
- Prime Bonus¹

MARCH						
S	M	T	W	T	F	S
1	2	3	4	5	6	7
8	9	10	11	12	13	14
15	16	17	18	19	20	21
22	23	24	25	26	27	28
29	30	31				



TIPS FOR SUCCESS

All weekly and monthly Personal Volume requirements can be met by maintaining an active **AutoShip** of 100 PV.

WEEKLY COMMISSIONS

PERSONAL VOLUME REQUIREMENT

Generate **50 PV** and you will be eligible to earn Weekly Commissions for that week and for the following 5 calendar weeks.²

- Retail Customer Income (Online)
- Preferred Customer Income
- Fast Start Income

MARCH							APRIL						
S	M	T	W	T	F	S	S	M	T	W	T	F	S
1	2	3	4	5	6	7				1	2	3	4
8	9	10	11	12	13	14	5	6	7	8	9	10	11
15	16	17	18	19	20	21	12	13	14	15	16	17	18
22	23	24	25	26	27	28	19	20	21	22	23	24	25
29	30	31					26	27	28	29	30		

¹ Excludes the Prime Bonus, which requires 100 PV with at least 50 PV generated from personal order(s). The remaining PV can be generated from personal orders or from personally sponsored Preferred Customer orders.

² Each commission type has additional requirements in addition to the PV requirement. See each specific commission type for full details. Commissions are based on CV points of products purchased from Max and the current exchange rate multiplier.

CUSTOMER INCOME

Max prides itself in having unmatched products. As a Max Associate you have the ability to sell Max's products to customers.

RETAIL CUSTOMER INCOME

CUSTOMER INCOME PROGRAM / PAID WEEKLY

Earn money when you sell product to customers at retail price.

Earn Retail Customer Income when you:

- ① Purchase the product
- ② Sell the product at retail price
- ③ Keep the difference



TIPS FOR SUCCESS

Retail commissions can be earned when your customers order product directly from you or from your website.



PREFERRED CUSTOMER INCOME

CUSTOMER INCOME PROGRAM / PAID WEEKLY

Enroll your customers in Max and receive up to 25% of the CV in commissions on their orders.



TIPS FOR SUCCESS

Earn more Preferred Customer Income while your Preferred Customers earn free product with the Friends & Family program. See max.com/friends for details.



To earn commissions in the Preferred Customer program, simply:

- 1 Meet 50 PV requirement
- 2 Enroll a Preferred Customer
- 3 Get paid up to 25%¹ of CV for every completed product purchase²

and





50% of Volume from a completed Preferred Customer purchase will count as your PV²

¹ Commissions are based on CV points of products purchased from Max and the current exchange rate multiplier.

² As long as you meet Personal Volume requirements for weekly commissions.

ENROLLMENT TREE

Helping other entrepreneurial-minded people build a Max business is a successful method of building a strong residual income. Building a solid **Enrollment Tree** has proven to be a vital activity and best practice for successful Max Associates.

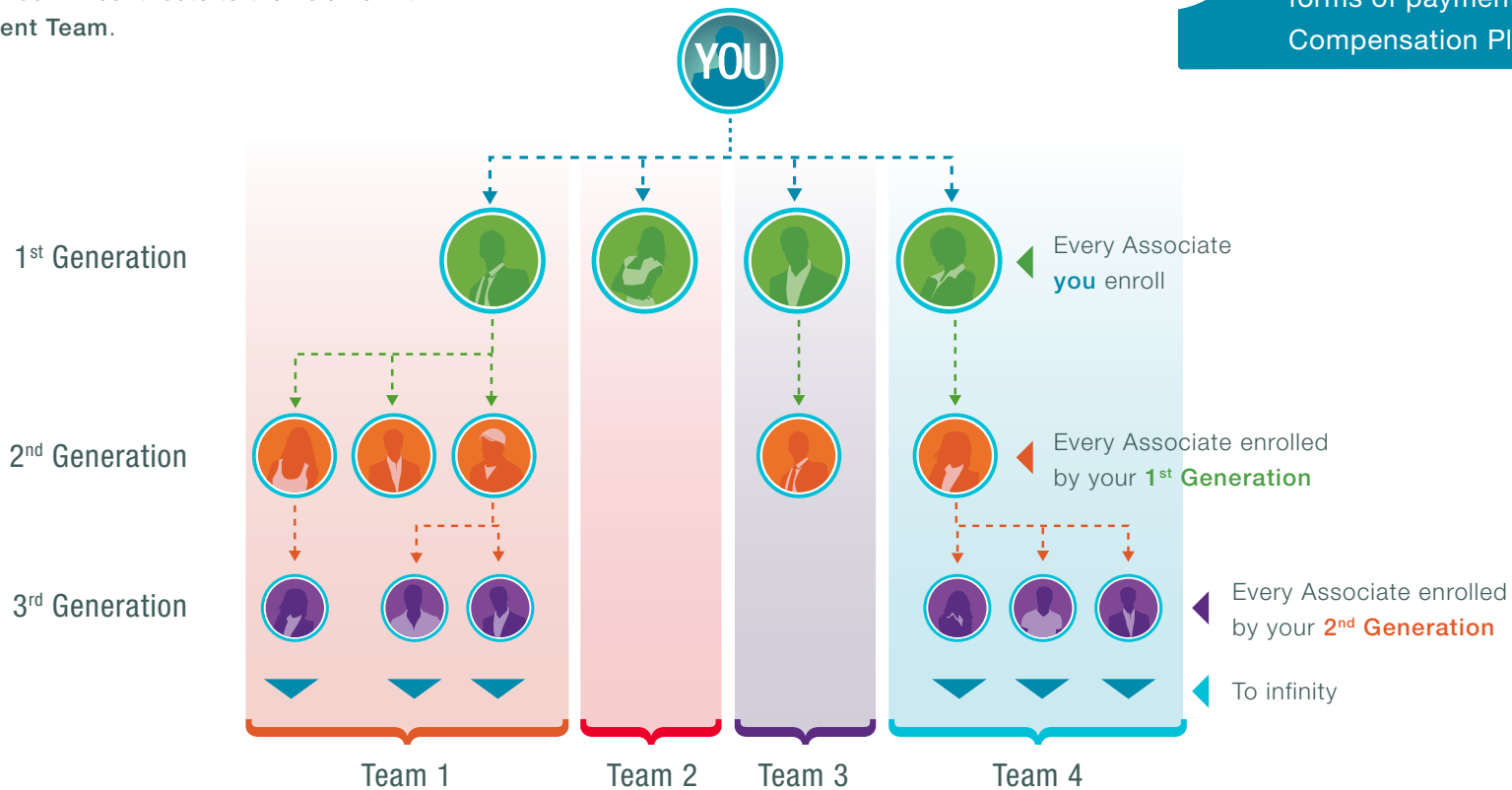
-  Personally Enrolled Associate
-  2nd **Generation** Associate
-  3rd **Generation** Associate
-  Indicates more Associates in
downline who are not shown

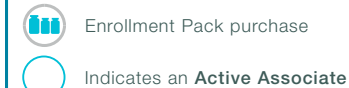
Each Associate you enroll will be the head of a new **Enrollment Team**. Every person below them in the **Enrollment Tree** will contribute to the Volume within that **Enrollment Team**.



TIPS FOR SUCCESS

Enrollment Tree activity is critical because it impacts all forms of payment in the Max Compensation Plan.





FAST START INCOME

50% ENROLLMENT TREE QUALIFICATIONS / PAID WEEKLY

The Fast Start Income program rewards you for any Enrollment Pack sales made to new Associates within the first 60 days of their enrollment.

- 1 Meet 50 PV requirement.
- 2 Enroll a new Associate.
- 3 Get paid Fast Start Income¹ when your new Associate purchases an Enrollment Pack within 60 days of enrollment².



TIPS FOR SUCCESS

Continuing to enroll new Associates is a great way to build your Bridge Income.

EXAMPLES²

New Associate purchases a **Professional Pack**.
Sponsor will receive **\$75 USD**.³

New Associate purchases a **Premiere Pack**.
Sponsor will receive **\$150 USD**.³

For full list of Fast Start eligible Enrollment Packs and payouts available in your market, contact your local Customer Care.



¹ Must meet Personal Volume requirements for Weekly Commissions.





² New Associates can purchase a maximum of any two enrollment packs in the first 60 days of enrollment.

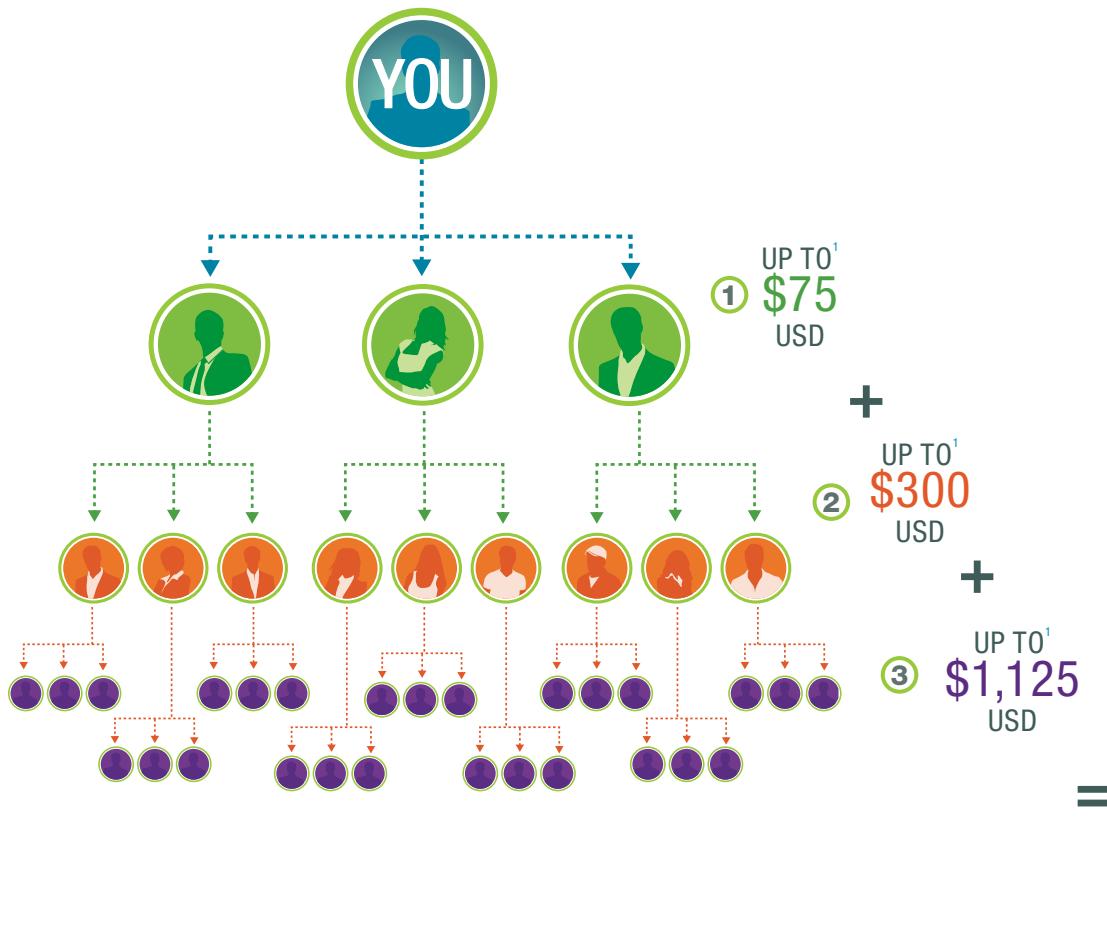
³ Commissions are based on CV points of products purchased from Max and the current exchange rate multiplier.

PRIME BONUS

ENROLLMENT TREE QUALIFICATIONS / PAID MONTHLY

Prime Bonus is a special commission earned in part for building a strong foundation of purchases from Preferred Customers and Associates.

-  Personally Enrolled Associate
-  2nd **Generation** Associate
-  3rd **Generation** Associate
-  An Associate with an order or orders totaling 100 PV (or more)



Maintain 100 PV. At least 50 PV must be generated from personal order(s). The remainder can be generated by personal orders or personally enrolled Preferred Customer orders.



AND

Maintain **Paid-As** Sr. Associate or above rank.

- LEVEL **1** Have at least **3 Personally Enrolled Associates** maintain at least 100 PV. Level 1 qualification requires at least 500 CV coming from the entire **1st Generation** of your **Enrollment Tree**.
- LEVEL **2** Duplicate your leadership by helping 3 personally enrolled Associates complete Level 1.
- LEVEL **3** Maximize your leadership by helping 3 personally enrolled Associates complete Level 2.






UP TO \$1,500 USD PER MONTH!

¹ The company pays up to 5% total of the global CV that is generated each month in the Prime Bonus program. See [Prime Bonus Rules](#) for full details.

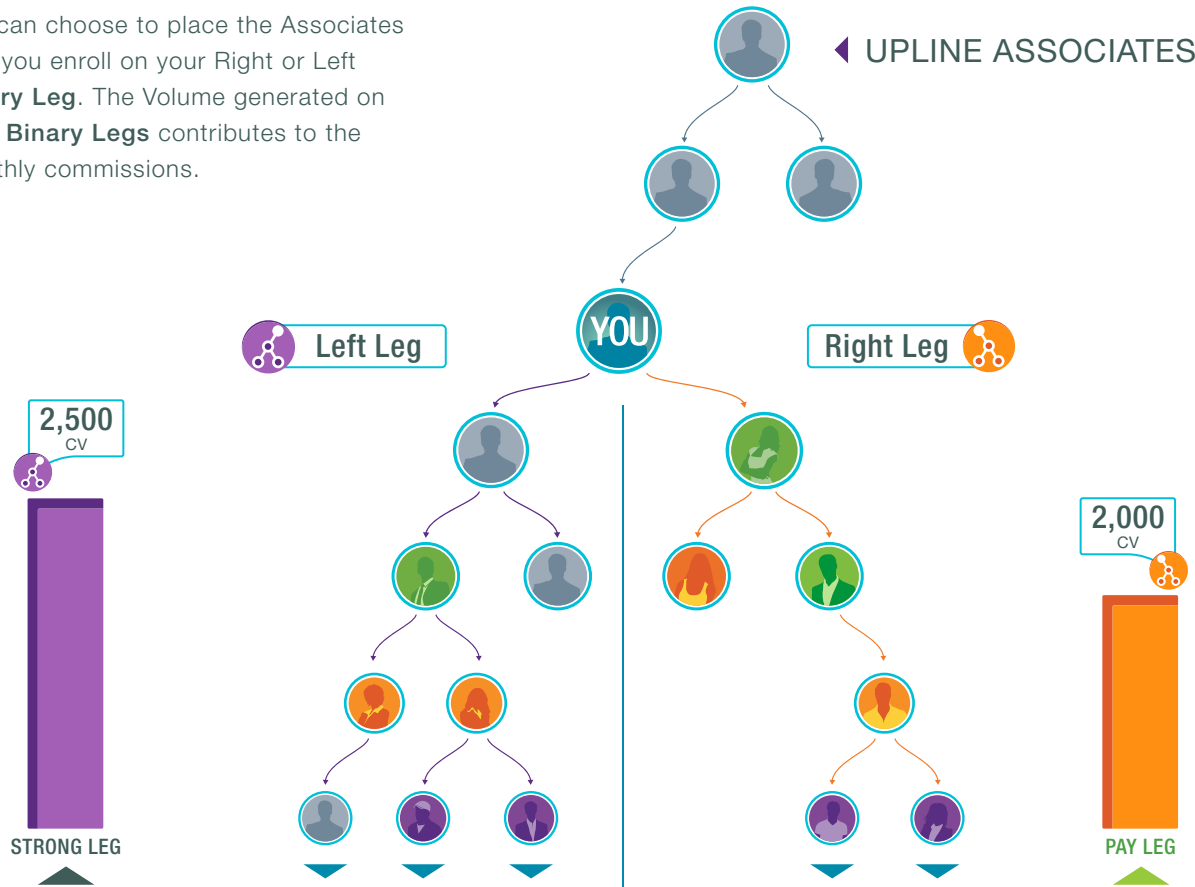
Commissions are based on CV points of products purchased from Max and the current exchange rate multiplier. See [Glossary](#) for full definition of **Paid-As**.

BINARY TREE

The **Binary Tree** organizes and builds product sales on a Left and Right Leg. The creation of Volume from both the Left and Right Legs fosters great teamwork between you and the **Business Centers** above and below you.

-  Personally Enrolled Associate
-  2nd **Generation** Associate
-  3rd **Generation** Associate
-  **Binary Leg** members who are outside of your **Enrollment Tree**
-  Indicates more Associates in **downline** who are not shown

You can choose to place the Associates who you enroll on your Right or Left **Binary Leg**. The Volume generated on both **Binary Legs** contributes to the monthly commissions.



Each Associate's product purchase contributes to the Volume of the **Binary Leg** they are placed on.

The **Binary Leg** with the most Volume within a calendar month is called the **Strong Leg**.

The **Binary Leg** with the lesser amount of Volume within a calendar month is called the **Pay Leg**.

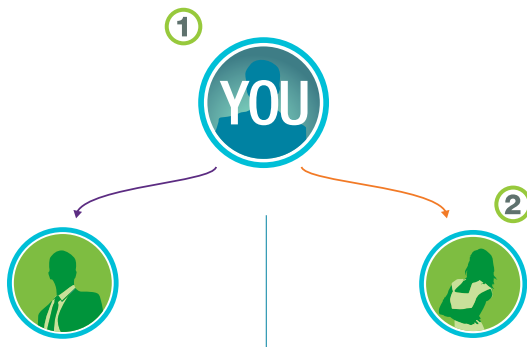
BINARY INCOME

 BINARY TREE QUALIFICATIONS / PAID MONTHLY

Rewards you monthly for the Commissionable Volume on both Left and Right **Binary Legs**.


- STEP **1** Remain **Active** by ordering 100 PV.
- STEP **2** Maintain at least 1 personally enrolled **Active Associate** on each **Binary Leg**.
- STEP **3** Get paid on BOTH **Binary Legs!** Pay Leg CV determines your **Equivalent Volume (EV)**. Get paid 5% of your EV from each **Binary Leg!**

SHORTCUT: CAN ALSO BE QUICKLY CALCULATED AS 10% OF PAY LEG.



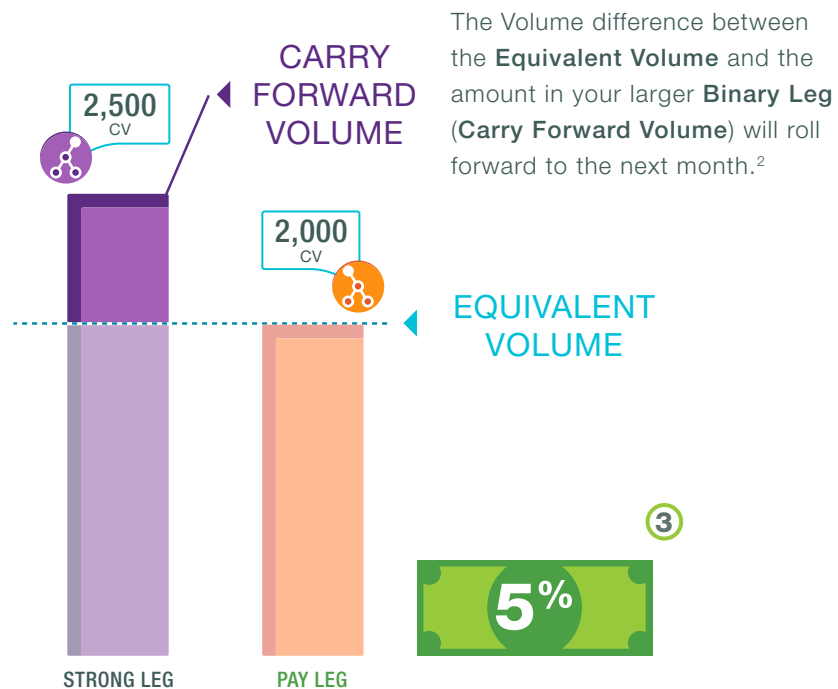
KEY TERMS

PV Surplus – When an Associate accumulates 100 PV within a calendar month, any Volume over 100 will be calculated as PV Surplus.¹



TIPS FOR SUCCESS

Maximize your earnings by keeping Volume on each of your **Binary Legs** as balanced as possible.



The Volume difference between the **Equivalent Volume** and the amount in your larger **Binary Leg (Carry Forward Volume)** will roll forward to the next month.²

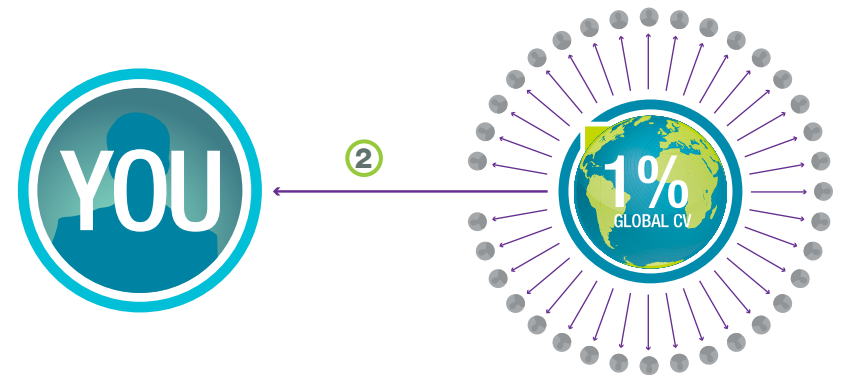
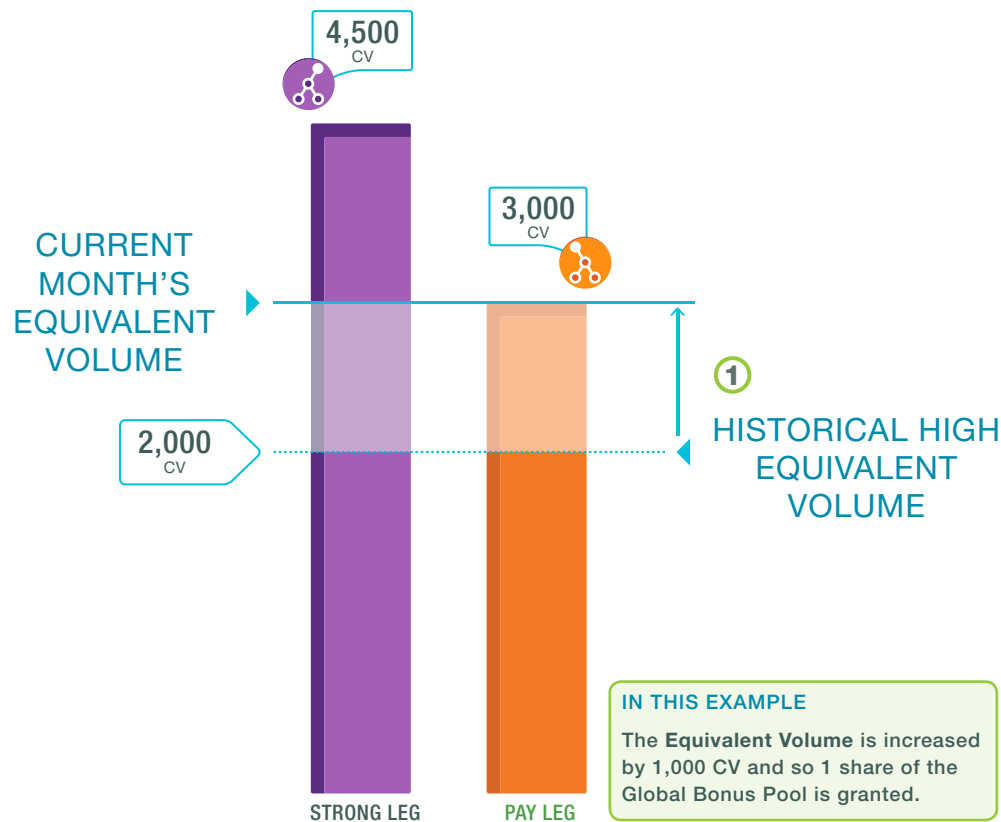
¹ See [Glossary](#) for full details
Commissions are based on CV points of products purchased from Max and the current exchange rate multiplier.

² See [Carry Forward Volume](#) in the FAQs for full details.

GLOBAL BONUS POOL

BINARY TREE QUALIFICATIONS / PAID MONTHLY

Max is a global company and every Associate contributes to its worldwide growth. The Global Bonus Pool¹ provides a way for you to earn shares of Max's worldwide volume³.



- 1 Increase your **Equivalent Volume** by 1,000 CV above your historical high.
- 2 Get 1 share of 1% of all of the Volume that is generated at Max globally.

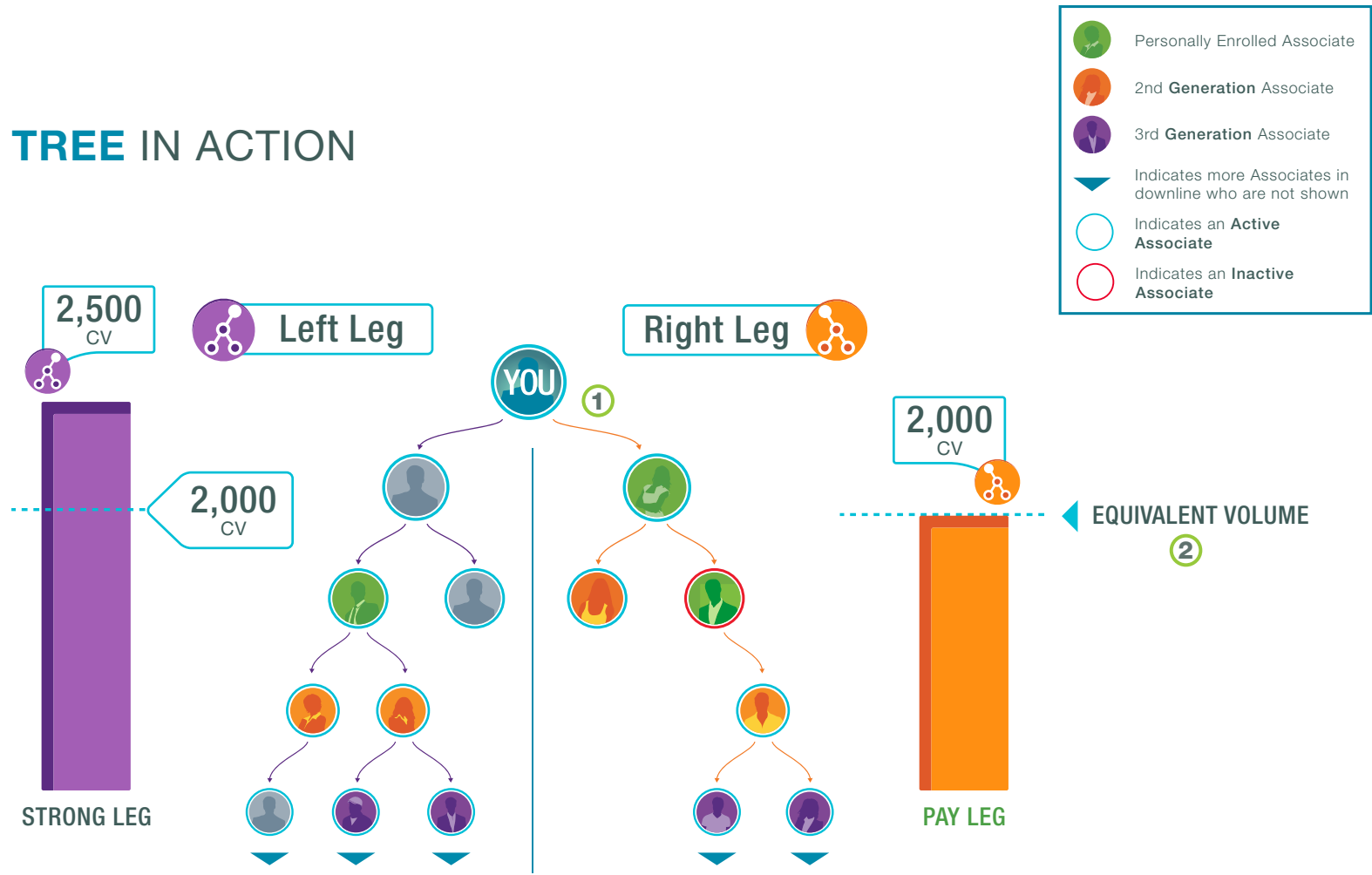
*Multiple shares can be earned in a single month!*²

¹ This program is only available for those who have not yet achieved the rank of Platinum. Commissions are based on CV points of products purchased from Max and the current exchange rate multiplier.

² Shares can no longer be earned once your **Pay Leg** reaches 30,000 CV.

³ Not applicable during first month of enrollment.

YOUR BINARY TREE IN ACTION



IN THIS EXAMPLE

- You would be qualified for Binary Income because you are Active and have 1 personally enrolled Active Associate on your Left Leg and 1 personally enrolled Active Associate on your Right Leg.
- Your Equivalent Volume would be 2,000 CV because this is the highest amount of Volume that you have for both legs.






ACCOMPLISHMENTS

After the month ends and commissions are processed, you would be paid on the Equivalent Volume in each leg at 5%. This would give you \$100 USD from each Binary Leg for a total of \$200 USD total Binary Income earnings.

With 1 personally enrolled Active Associate on your Left Leg, 1 personally enrolled Active Associate on your Right Leg, and 2,000 Pay Leg CV, you would be qualified as a Bronze Associate.

ADVANCING IN RANK


















































At Max, each rank encourages the principles of teamwork, leadership, and duplication. Building active Bronze and above Associates in your teams while increasing **Pay Leg** Volume will raise your earning potential and increase the stability of your residual income.

-  **Binary Tree Requirement**
-  **Enrollment Tree Requirement**
-  Personally Enrolled, **Active Associate** (or above)
-  Personally Enrolled, Paid-As Bronze (or above)
-  Paid-As Bronze (or above) within 7 **Generations of Enrollment Tree** must be on separate **Enrollment Teams**

Paid-As Rank is determined based upon Volume generated within the current month (excludes **Carry Forward Volume**).

Your **Pay Leg**⁵ can be either your Left or Right **Binary Leg**. Your **Pay Leg** will be the leg with the lesser CV amount during a calendar month.⁶

Refer to your Virtual Office to see if qualifications are met.

RANK ⁴	 PV	 Monthly Pay Leg CV	 Monthly Binary Income Range	 Personally Enrolled ¹	 Bronze Enrollment Teams	 CV Outside of Power Team
ASSOCIATE	-	-	-	-	-	-
SR. ASSOCIATE ²	100	100	\$0 - \$200 USD	 	-	-
BRONZE	100	2,000	\$200 - \$500 USD	 	-	-
SILVER	100	5,000	\$500 - \$1,500 USD	 		-
GOLD ³	100	15,000	\$1,500 - \$3,000 USD	 	 	-
PLATINUM	100	30,000	\$3,000 - \$6,000 USD	 	  	-
DIAMOND	100	60,000	\$6,000 - \$15,000 USD	 	   	45,000
DOUBLE DIAMOND	100	150,000	\$15,000 - \$25,000 USD	 	    	120,000
TRIPLE DIAMOND	100	250,000	\$25,000 - \$32,500 USD	 	     	200,000
CROWN DIAMOND	100	400,000	\$32,500 - \$40,000 USD	 	      	320,000

¹ Must be placed on separate **Binary Legs**.

² Sr. Associates and above require at least 1 Personally Enrolled, **Active Associate** on each **Binary Leg**. Sr. Associates and above must remain Active with a minimum of 100 Personal Volume (PV).

³ Gold and above ranks require at least 1 Personally Enrolled Paid-As Bronze in each **Binary Leg**.

⁴ Commissions are based on CV points of products purchased from Max and the current exchange rate multiplier.

⁵ See [Binary Tree](#) for more details.

⁶ As an original and ongoing stipulation of Max's Rank Cap Policy, when rank caps take effect, Pay Leg CV will reset to zero beginning the next commission period

MATCHING CHECK BONUS

BINARY & ENROLLMENT TREE QUALIFICATIONS / PAID MONTHLY

Matching Check Bonus rewards you for being a leader by building a strong team and helping to assist in the success of others who you enroll.

Indicates the Volume percentage that a single **Enrollment Team** accounts for (of total **Enrollment Tree** Volume)

Indicates the Volume percentage of the largest **Enrollment Team**

- Bronze Rank Associate
- Silver Rank Associate
- Platinum Rank Associate

Receive a matching percentage of the Binary Income commissions earned by Associates in your **Enrollment Tree**.



Your Matching Check Bonus is determined by:

- 1** Your **Paid-As Rank**.
- 2** The **Binary Income** earnings from those in the first 7 **Generations** of your **Enrollment Tree**.
- 3** Your Matching Check Bonus payout will be based upon the percentage of **Enrollment Tree Volume** that your **Power Team** accounts for.

KEY TERMS

Enrollment Tree Volume - Total Volume generated from all Enrollment Teams.

Power Team - The team generating the largest amount of your Enrollment Tree Volume.

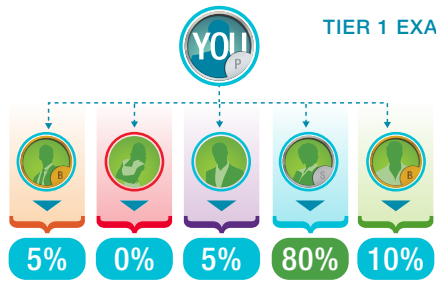
¹ Eligibility based on your **Paid-As Rank**. Commissions are based on CV points of products purchased from Max and the current exchange rate multiplier.

% Indicates the Volume percentage of a single **Enrollment Team**

% Indicates the Volume percentage of the largest **Enrollment Team**

MATCHING CHECK TIERS

Building a strong team is much more than finding a single star player. It's helping everyone involved to reach their full potential. The Matching Check Tiers reward you for helping multiple **Enrollment Teams** succeed. The more balanced the success, the more you earn!



TIER 1 EXAMPLE

IN THIS EXAMPLE:
80% of total Enrollment Tree Volume is coming from the Power Team.

When 76-100% of your **Enrollment Tree Volume** comes from your **Power Team**, you will be paid at Tier 1.

MATCHING CHECK TIER 1

RANK	BRONZE	SILVER	GOLD	PLATINUM	DIAMOND	DOUBLE DIAMOND	TRIPLE DIAMOND
1 ST GEN.	10%	12.5%	15%	17.5%	20%	22.5%	25%
2 ND GEN.		5%	5%	5%	5%	5%	5%
3 RD GEN.			4.5%	4.5%	4.5%	4.5%	4.5%
4 TH GEN.				4.5%	4.5%	4.5%	4.5%
5 TH GEN.					4%	4%	4%
6 TH GEN.						3.5%	3.5%
7 TH GEN.							3%



TIER 2 EXAMPLE

IN THIS EXAMPLE:
70% of total Enrollment Tree Volume is coming from the Power Team.

When 61-75% of your **Enrollment Tree Volume** comes from your **Power Team**, you will be paid at Tier 2.

MATCHING CHECK TIER 2

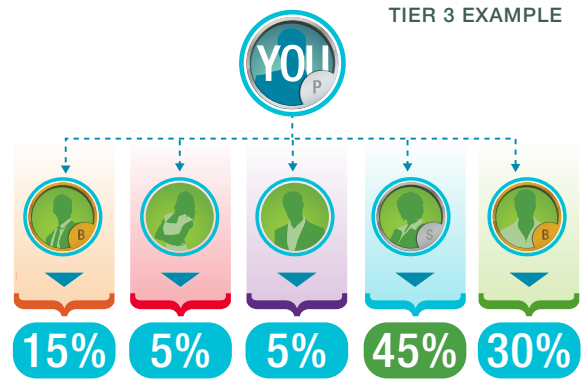
RANK	BRONZE	SILVER	GOLD	PLATINUM	DIAMOND	DOUBLE DIAMOND	TRIPLE DIAMOND
1 ST GEN.	15%	18.75%	22.5%	26.25%	30%	33.75%	37.5%
2 ND GEN.		7.5%	7.5%	7.5%	7.5%	7.5%	7.5%
3 RD GEN.			6.75%	6.75%	6.75%	6.75%	6.75%
4 TH GEN.				6.75%	6.75%	6.75%	6.75%
5 TH GEN.					6%	6%	6%
6 TH GEN.						5.25%	5.25%
7 TH GEN.							4.5%

MATCHING CHECK TIER 3

Qualifying for Matching Check Tier 3 rewards enrollment, teamwork, leadership and duplication. For demonstrating those characteristics, Matching Check Tier 3 provides the opportunity to receive up to a 50% Matching Check Bonus on all personally enrolled Associates!

- Indicates the Volume percentage of a single Enrollment Team
- Indicates the Volume percentage of the largest Enrollment Team

IN THIS EXAMPLE:
45% of total Enrollment Tree Volume is coming from the Power Team.



TIPS FOR SUCCESS
At Max, the more the volumes of your Enrollment Teams are balanced, the higher your earning potential will be.

When 60% or less of your Enrollment Tree Volume comes from your Power Team, you will be paid at Tier 3.

MATCHING CHECK TIER 3

RANK	BRONZE	SILVER	GOLD	PLATINUM	DIAMOND	DOUBLE DIAMOND	TRIPLE DIAMOND
1 ST GEN.	20%	25%	30%	35%	40%	45%	50%
2 ND GEN.		10%	10%	10%	10%	10%	10%
3 RD GEN.			9%	9%	9%	9%	9%
4 TH GEN.				9%	9%	9%	9%
5 TH GEN.					8%	8%	8%
6 TH GEN.						7%	7%
7 TH GEN.							6%

EARN UP TO **50%**
Matching Check Bonus on Associates who you personally enroll.

 Represents \$125 USD

MAX LIVING BONUS

 ENROLLMENT TREE QUALIFICATIONS / PAID MONTHLY

Leadership is a key component to a thriving business. The Max Living Bonus¹ rewards Platinum and above Associates who attain and maintain those ranks.

- 1 Get a Max Living Bonus for each month that you meet the monthly requirements to be Paid-As Platinum or above.



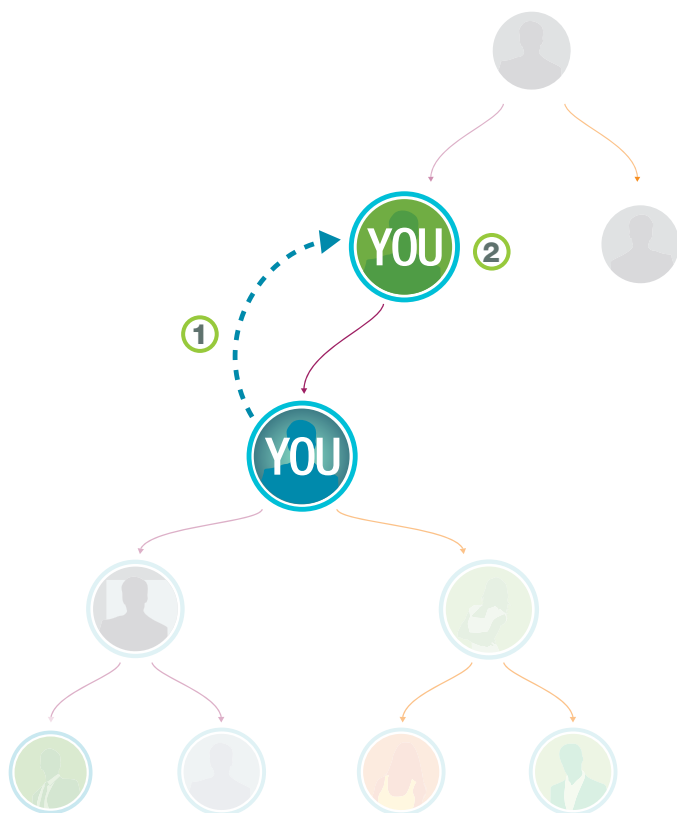
¹The Max Living Bonus is available for those who are at a Paid-As Rank of Platinum or above.

Commissions are based on CV points of products purchased from Max and the current exchange rate multiplier.

NEW BUSINESS CENTER

 BINARY & ENROLLMENT TREE QUALIFICATIONS

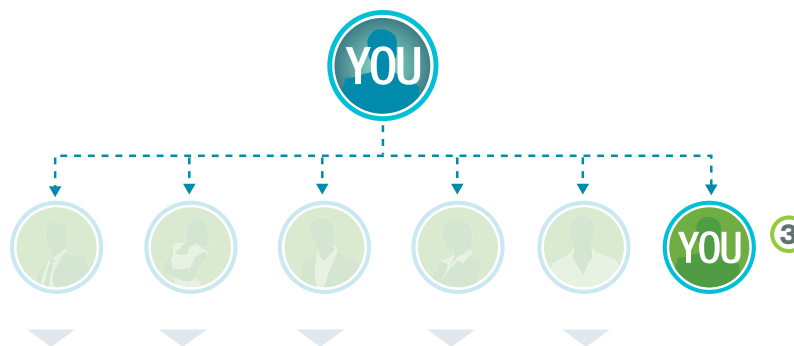
The Max Compensation Plan is focused with long-term success in mind. Those who reach the rank of Crown Diamond will be awarded with a new **Business Center**. This will allow you to build a new **Binary Leg** and participate in all of the same commission types as your original **Business Center**.



TIPS FOR SUCCESS

Your new **Business Center** is eligible for all commission types, including Matching Check Bonus!

- ① When you reach the rank of Crown Diamond, you are rewarded with a new **Business Center**.
- ② This new **Business Center** will be placed immediately above your first **Business Center** in the **Binary Tree**. This allows your original **Business Center** to become the **Strong Leg** of the new **Business Center**.
- ③ Your new **Business Center** will also be a part of the 1st **Generation** of your **Enrollment Tree**.



FAQS

When are commissions paid?

1. Weekly Commissions: Based on sales that take place between Sunday at 12:00:00 AM (00:00:00) Mountain Standard Time (MST) and the following Saturday at 11:59:59 PM (23:59:59) (MST). These commissions are paid on the following Wednesday:

- **Retail Customer Income (Online)**
- **Preferred Customer Income**
- **Fast Start Income**

2. Monthly Commissions: Based on sales that take place during the calendar month. Commissions are paid on the 15th of the following month that the commissions were earned. If the 15th falls on a Saturday, commissions will be paid out on the preceding Friday. If the 15th falls on a Sunday, commissions will be paid out on the following Monday. These commission types are the:

- **Prime Bonus**
- **Binary Income**
- **Matching Check Bonus (MCB)**
- **Global Bonus Pool**
- **Max Living Bonus**

3. Retail Customer Income: Paid when the sale takes place. If the retail sale occurs online, the profit will be paid with the Weekly Commissions. Retail Customer Income is the difference between the retail price and the wholesale price.

What is Carry Forward Volume?

Any amount of an Associate's Strong Leg on the Binary Tree that is greater than the Pay Leg is carried over to the next month's CV total. For example, if an Associate's Left Leg of their Binary Tree is the Strong Leg for that month, then any amount of CV larger than the Pay Leg's amount will be added to the Left Leg's CV for the next month. Carry Forward Volume ALWAYS carries over to the same leg, Left or Right, regardless of which one is the Strong or Pay Leg.

If an Associate has volume in both legs but does not earn a commission, the volume in both legs will carry forward. Once an Associate receives a commission, the Pay Leg volume resets to zero.

Note: Carry Forward Volume does not expire as long as Associate remains Active with 50 PV in a calendar month and the Associate earns at least one monthly commission within a rolling 12 month period.

What happens to my Carry Forward Volume if my Strong and Pay Legs switch places?

Carry Forward Volume always carries over to the same leg, regardless of which is the Pay or Strong Leg in any given month. If my Left Leg is my Strong Leg for January, then the Carry Forward Volume gets added to my Left Leg in February - even if it is the Pay Leg for the month of February.

After reaching Crown Diamond, how do I qualify my new Business Center for commissions?

Just as you qualified with your original Business Center, you will need to have 100 PV in any month for which you want to qualify to receive commissions. All new qualifying activity will be the same as your original Business Center.

Do I have to have 100 PV on both Business Centers?

Yes, each Business Center must meet its own qualification criteria.

GLOSSARY

Active Associate – An Associate with a minimum of 100 PV within a calendar month. This also meets the PV requirement for Monthly Commissions. NOTE: A minimum of 50 PV qualifies an Associate during a Qualification Period for Weekly Commissions (Preferred Customer Income and FastStart Income) and allows an Associate to maintain their Carry Forward Volume.

AutoShip – Is the most convenient way for you and your Preferred Customers to receive product monthly. Just select your products and we'll ship them to you the same day every month.

Binary Leg – All Associates are part of a Binary Leg. Each Associate is directly above a Left Leg and a Right Leg. These two teams together make up your Binary Tree. The lower Volume leg, whether left or right, is referred to as the Pay Leg. The other higher Volume leg is referred to as the Strong Leg.

Bronze Enrollment Team – An Enrollment Team that contains a Paid-As Bronze Associate within the first 7 Generations.

Binary Tree – All Associates are part of the Max Binary Tree. Each Associate builds a Left Leg and a Right Leg. These two legs together make up your Binary Tree.

Business Center – Your position in the Max Binary Tree created at the time you enrolled as an Associate with Max. Your Business Center is represented by a unique Max Identification number which is provided to you at the time of enrollment.

Carry Forward Volume – Any Volume on your Strong Leg that exceeds the total amount of your Pay Leg will roll-over to the same leg in the following month.

Enrollment Team – Is created by every new Associate that you enroll, and becomes a part of your Enrollment Tree. Each personally enrolled Associate represents the head of a new Enrollment Team.

Enrollment Tree – Every Associate that you personally enroll starts an Enrollment Tree. Any Associates that they enroll are also added to that Enrollment Tree, and the same goes for anyone who this next group enrolls. Each successive level of Associates is called a "Generation". Collectively your Enrollment Teams make up your Enrollment Tree.

Enrollment Tree Volume – Total Volume generated from all Enrollment Teams.

Equivalent Volume – Is determined by the Commissionable Volume generated by the Pay Leg in a given month. For example, if the Pay Leg generated 2000 points and the Strong Leg generated 2500 points, the Equivalent Volume on both Pay Leg and Strong Leg would be 2000.

Generation – Each level of your Enrollment Tree is called a Generation. Your personally enrolled Associates comprise your 1st Generation. Any Associates who your 1st Generation enrolls comprises your 2nd Generation. Your 2nd Generation enrolls your 3rd, and so on. While this can continue infinitely, Matching Check Bonus (MCB) pays through your 7th Generation.

Inactive Associate – An Associate with less than 100 PV within a calendar month.

Paid-As Rank (Paid Rank) – Is the rank at which the Associate is paid for any given month.

Pay Leg – Every month, whichever leg, Left or Right, of your Binary Tree that generates the lower amount of CV is your Pay Leg. The Pay Leg determines how much of a Binary Income you earn for each month as well as contributing to your Paid-As Rank level.

Pin Rank – Is the highest rank achieved by an Associate.

Power Team – The Enrollment Team generating the highest amount of your Enrollment Tree Volume.

PV Surplus – When an Associate accumulates 100 PV within a calendar month, any additional PV over 100 that they receive from their personal purchases or Preferred Customers is then considered their PV Surplus. The PV Surplus counts towards an Associate's Pay Leg Volume. Personal Volume from Enrollment Packs does not count towards PV Surplus. PV Surplus cannot exceed the Volume on the Strong Leg.

Qualified Associate – All Qualified Associates have enrolled a minimum of two personally enrolled Active Associates with 1 placed on the left and 1 on the right Binary Leg and have a minimum of 100 PV in a qualifying month to be paid Monthly Commissions.

Strong Leg – Every month, whichever leg, Left or Right, of your Binary Tree that generates the most CV is your Strong Leg. Any CV amount in your Strong Leg that is greater than the Pay Leg amount for a month carries over to the same leg for the following month.

PRIME BONUS RULES

1. Any Associate with a minimum of 100 PV processed in the qualifying month, will be eligible for the Prime Bonus.
2. In order to qualify for the Level 1 bonus, you must have a total of 500 CV on your 1st Generation. This must consist of at least 3 qualified personally enrolled Associates each with a minimum of 100 PV. Additional CV may come from any other orders placed on your 1st Generation.
3. In order to qualify for the Level 2 bonus, you must first be qualified for the Level 1 bonus. Additionally, you must help three of your personally enrolled Associates qualify for their own Level 1 Bonus.
4. In order to qualify for the Level 2 bonus, you must first be qualified for the Level 1 bonus. Additionally, you must help three of your personally enrolled Associates qualify for their own Level 1 Bonus.
5. In order to qualify for the Level 3 bonus, you must be qualified for the Level 2 Bonus. Additionally, you must help three of your personally enrolled Associates qualify for their own Level 2 Bonus.
6. These bonuses are cumulative. If they qualify, then Associates may earn the Level 1, 2, and 3 bonuses all at once.
7. This bonus is paid monthly and will be added to your regular commission payment.
8. This bonus will not exceed 5% of monthly global CV.
9. A qualifying order that is returned will result in a retraction of the bonus earned if the requirements are no longer met.
10. As long as all qualifications are met, the Prime Bonus may be earned each month.

